






HOW TO



ATTRACT BIRDS



BY
ALEX FORSYTHE



HOW TO

ATTRACT BIRDS

TO YOUR FEEDERS




How can I attract birds to my yard?

Bird watching is one of the most enjoyable ways to interact with nature. All you need is a bird feeder and some patience and a number of beautiful feathered friends will come to you! Best of all, it doesn't matter if you are in the city or country. Anyone can bird watch!

Ideally, you will want to create a bird-friendly habitat in your yard. When landscaping, use plants that provide food and shelter for the birds. Include a water feature if possible. A list of bird-friendly plants can be found at MidwestBirdWatching.com.

Next, you will need to make some decisions. Which birds frequent your area during each season? Of those birds, which ones would you like to attract? What is your bird-feeding budget? Do you have time to clean the feeders regularly and change the water frequently? Have you researched the type of feed and feeder your favorite bird prefers?

Once you have made those decisions, it's time to set up your bird feeding station, grab a pair of binoculars, and enjoy!



BLUEBIRDS PREFER MEALWORMS



CARDINALS PREFER SUNFLOWER



GOLDFINCHES PREFER NYGER

CHOOSING THE RIGHT


FOOD



DRIED MEALWORMS



SHORTENING/CORNMEAL/
PEANUT BUTTER MIXTURE



HOMEMADE HUMMINGBIRD
NECTAR

RECIPES

TO LEARN HOW TO MAKE YOUR OWN HUMMINGBIRD NECTAR AND THE SHORTENING/CORNMEAL/PEANUT BUTTER MIXTURE, GO TO MIDWESTBIRDWATCHING.COM

What should I feed the birds?

With so many types of bird food on the market, it is easy to become overwhelmed. The first step is to determine the types of birds that are common in your area during each season. Of those birds, which birds do you want to attract? Then look at the chart on MidwestBirdWatching.com to determine the type of feeder and food you need.

Although you should try to use the highest quality seed possible, there are times that the best may be the worst. For example, Baltimore Orioles love grape jelly, but if you use a high quality jelly, they will get spoiled and refuse to eat the cheaper brands later. You'll also discover that homemade nectar and mixtures will be some of the birds' favorite foods.



INEXPENSIVE GRAPE JELLY





PEANUTS



HIGH QUALITY MIXED SEED

CHOOSING THE RIGHT

FEEDER



CHOOSE A FEEDER THAT IS:

- (1) AESTHETICALLY PLEASING TO YOU,
- (2) DESIGNED FOR THE TYPES OF BIRDS YOU WISH TO ATTRACT, AND
- (3) EASY TO CLEAN AND MAINTAIN.

FOR MORE INFORMATION ABOUT THE DIFFERENT TYPES OF FEEDERS, GO TO: MIDWESTBIRDWATCHING.COM

SAFETY



REMEMBER!

1. CHOOSE THE LOCATION OF YOUR FEEDERS AND BIRD BATHS CAREFULLY. THEY SHOULD BE LOCATED NEAR TREES SO THE BIRDS CAN TAKE COVER, BUT NOT AMONG TALL GRASSES OR BUSHES WHERE PREDATORS, LIKE THE NEIGHBORHOOD CATS, CAN HIDE.
2. CLEAN THE FEEDERS REGULARLY TO PREVENT DISEASE
3. CHANGE THE WATER DAILY

Can feeding the birds cause more harm than good?

Offering high quality food to the wild birds can be very beneficial. However, without proper maintenance, it can also turn deadly.

Diseases can spread rapidly among feeder birds. It is very important to clean the bird feeders regularly. Seed and fruit get moldy quickly, especially after a rain. Jelly dries out and traps insects and debris.

Choose feeders that are easy to clean and maintain. That way, you are better able to care for them properly.

Clean water is also very important. Stagnant water attracts disease-carrying mosquitoes and is unhealthy for birds. Change the water daily, if possible.

Location is also important. Place the feeders so that the birds can safely dine without becoming dinner for predators.



PREFERENCES



OF COMMON FEEDER BIRDS

American Goldfinch	Thistle (also called Nyjer or Niger), Sunflower, Millet
Baltimore Oriole	Grape jelly, oranges (sliced)
Black-capped Chickadee	Sunflower, peanuts, suet, peanut butter mix, safflower
Blue Jay	Sunflower, corn, peanuts, suet, peanut butter mix, milo
Carolina Chickadee	Sunflower, peanuts, safflower, suet, peanut butter mix, millet
Dark-eyed Junco	Millet, sunflower, cracked corn, suet, peanuts
Downy Woodpecker	Suet, peanut butter mix, sunflower, peanuts
Eastern Bluebird	Mealworms
Hairy Woodpecker	Peanuts, suet, peanut butter mix, sunflower
Mourning Dove	Cracked corn, sunflower, millet, safflower, peanuts
Northern Cardinal	Millet, sunflower, safflower, cracked corn, peanuts, suet
Red-winged Blackbird	Sunflower, cracked corn, millet
Rose-breasted Grosbeak	Sunflower, millet, safflower, suet
Ruby-throated Hummingbird	Hummingbird nectar
White-breasted Nuthatch	Peanuts, suet, peanut butter mix, safflower, millet, sunflower




For more information, go to MidwestBirdWatching.com



This booklet is a simple overview. The website includes a more thorough examination of birds:

- 🕒 Identification
- 🕒 Feeders
- 🕒 Predators
- 🕒 Food preferences
- 🕒 Recipes
- 🕒 Birding locations
- 🕒 Bird-friendly plants
- 🕒 Resources
- 🕒 Bird checklist
- 🕒 and much more!



**QUESTIONS? CONTACT ME AT
INDY.BIRD.LUVR@GMAIL.COM**

ON THE WEBSITE



BEST BIRDING LOCATIONS



NEST BOXES



TOOLS YOU NEED



BIRD-FRIENDLY PLANTS

